



EVX Series

EVX 1272 Datasheet

12V Top Terminal VRLA-AGM

Specifications

Voltage (Vdc)	12
Nominal Capacity (1.75 VPC @25°C)	7.2 Ah @20hr-rate
Ah Capacity (8-Hr 1.75 VPC @ 25°C)	6.00
Ah Capacity (20-Hr 1.75 VPC @ 25°C)	7.20
Ah Capacity (8-Hr 1.80 VPC @ 25°C)	5.76
Max Charge Current (A)	2.16
Max Discharge Current (A)	130 *
Short Circuit Current (A)	292
Internal Resistance (mΩ)	Approx. 23.9
Terminal Type	F2 terminal -Faston Tab 250 *
Terminal Torque	--
Container Material	ABS (UL 94-HB)
Weight (kg. / lb., Approx.)	2.55 / 5.62
Length (L) (mm / in)	150.9±2.0 / 5.94±0.08
Width (W) (mm / in)	64.8±1.0 / 2.55±0.04
Height (H) (mm / in)	98.6±1.0 / 3.88±0.04
Design Life	400 cycles @ 100%DOD at 25°C 1800 cycles @ 30%DOD at 25°C
Operating Temperature	Nominal: 25°C (77°F) Discharge: -15°C - 50°C (5°F-122°F) Charge/Storage: -15°C - 40°C (5°F - 104°F)
Float Charging Voltage	--
Eq. Charging Voltage	14.4 - 15.0 Vdc/battery 25°C (77°F)
Self-Discharge	Less than 10% after 90 days, can be stored up to 6 months at 25°C (77°F); Fully recharging is required before usage, and charged sooner if stored at higher temperature than 25°C (77°F).



Valve Regulated Lead Acid (VRLA) Battery

Maintenance-Free, Absorbent Glass Mat (AGM) Technology for Efficient Gas Recombination of up to 99%

Pure Lead Construction and Proprietary Elements

Designed for E-mobility or deep cycling applications

Built in Accordance with IEC 60254-1:2005 / IEC60254-2:2008 and UL1989 Recognized (MH14533)





EVX Series

EVX 1272 Datasheet

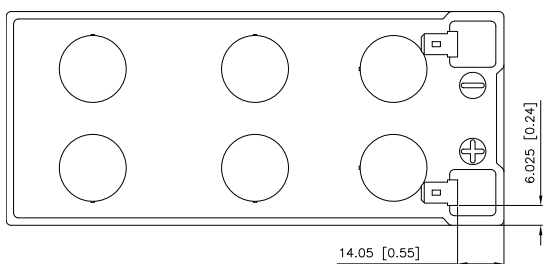
12V Top Terminal VRLA-AGM

Constant Current Discharge Characteristics Unit: A (25°C, 77°F)


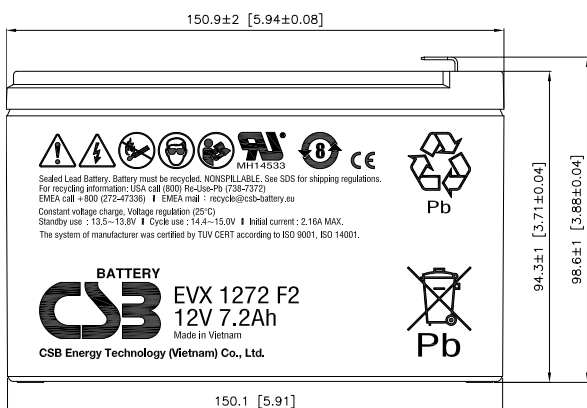
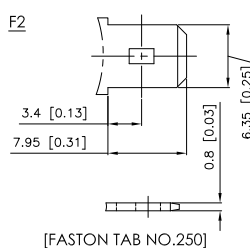
F.V/Time	30MIN	45MIN	60MIN	90MIN	2HR	3HR	4HR	5HR	6HR	8HR	10HR	20HR
10.02V (1.67 VPC)	6.79	5.01	4.04	2.98	2.40	1.73	1.39	1.16	1.00	0.79	0.65	0.38
10.50V (1.75 VPC)	6.38	4.71	3.80	2.81	2.27	1.63	1.32	1.10	0.95	0.75	0.62	0.36
10.80V (1.80 VPC)	6.20	4.58	3.70	2.73	2.19	1.58	1.28	1.07	0.92	0.72	0.60	0.35

Constant Power Discharge Characteristics Unit: W (25°C, 77°F)

F.V/Time	30MIN	45MIN	60MIN	90MIN	2HR	3HR	4HR	5HR	6HR	8HR	10HR	20HR
10.02V (1.67 VPC)	81.4	60.3	48.8	35.8	28.8	20.9	16.8	14.0	12.0	9.50	7.86	4.35
10.50V (1.75 VPC)	76.8	56.8	45.9	33.8	27.1	19.6	15.8	13.2	11.4	8.96	7.49	4.14
10.80V (1.80 VPC)	74.4	55.0	44.4	32.7	26.2	19.0	15.3	12.8	11.0	8.67	7.25	4.00



Detail A Drawing(3:1)



* F1 terminal is available, Max Discharge Current = 100 A (5sec)